

TM *Elegance*

Unique, timeless and chic!



Certified to ISO 9001, 14001 and 45001



Thur Metall Elegance

Compact and affordable



Appearance



Housings/frames
light grey, RAL 7035

Fronts/doors
anthracite grey, RAL 7016



Single-colour corners (grey)



Drawer cabinets with full extension

Characteristics



Compact range
Guaranteed to meet a wide range of customer requirements



Uncompromising quality
5-year guarantee and ISO-certified production

Drawer cabinet

Height **1000** × width **805** × depth **695** mm

Colour		Art.no.
RAL 7035	RAL 7016	53.472.516

Specifications

- High-quality steel plate construction
- Total load capacity 4000 kg with an evenly distributed load
- 6 drawers (front heights 2 × 100 mm / 2 × 150 mm / 2 × 200 mm), 75 kg load capacity, full extension runner
- Usable area per drawer = 700 × 600 mm = 0.42 m²
- "Key Lock" locking system with single-drawer blocking system, incl. two keys

Partition material

Product	Art.no.
Set for drawer cabinet	53.437.000

2 × FH 100 mm




6 × lengthways partitioning
20 × horizontal partitioning

2 × FH 150 mm



6 × lengthways partitioning
16 × horizontal partitioning

2 × FH 200 mm



4 × lengthways partitioning
6 × horizontal partitioning



Drawer cabinet

Height **1000** × width **805** × depth **695** mm

Colour		Art.no.
RAL 7035	RAL 7016	81.557.516

Specifications

- High-quality steel plate construction
- Total load capacity 4000 kg with an evenly distributed load
- 7 drawers (front heights 2 × 75 mm / 2 × 100 mm, 1 × 150 mm / 2 × 200 mm), 75 kg load capacity, full extension runner
- Usable area per drawer = 700 × 600 mm = 0.42 m²
- "Key Lock" locking system with single-drawer blocking system, including two keys

Partition material

Product	Art.no.
Set for drawer cabinet	17.589.000

1 × FH 75 mm



1 × foam insert

1 × FH 75 mm



4 × lengthways partitioning
11 × horizontal partitioning

2 × FH 100 mm




8 × lengthways partitioning
22 × horizontal partitioning

1 × FH 150 mm



2 × lengthways partitioning
3 × horizontal partitioning

2 × FH 200 mm



without partition material



Drawer cabinet

Height **1000** × width **805** × depth **695** mm

Colour	Art. no.
RAL 7035 RAL 7016	81.569.516

Specifications

- High-quality steel plate construction
- Total load capacity 4000 kg with an evenly distributed load
- 9 drawers (front heights 2 × 75 mm / 6 × 100 mm / 1 × 150 mm), 75 kg load capacity, full extension runner
- Usable area per drawer = 700 × 600 mm = 0.42 m²
- "Key Lock" locking system with single-drawer blocking system, including two keys



Partition material

Product	Art. no.
Set for drawer cabinet	17.590.000

1 × FH 75 mm  1 × foam insert	1 × FH 75 mm  4 × lengthways partitioning 11 × horizontal partitioning	3 × FH 100 mm  18 × lengthways partitioning 42 × horizontal partitioning	3 × FH 100 mm  12 × lengthways partitioning 33 × horizontal partitioning	1 × FH 150 mm  without partition material
--	--	--	--	---



Drawer cabinet

Height **1000** × width **1005** × depth **695** mm

Colour	Art. no.
RAL 7035 RAL 7016	81.570.516

Specifications

- High-quality steel plate construction
- Total load capacity 4000 kg with an evenly distributed load
- 7 drawers (front heights 5 × 100 mm / 2 × 200 mm), 75 kg load capacity, full extension runner
- Usable area per drawer = 900 × 600 mm = 0.54 m²
- "Key Lock" locking system with single-drawer blocking system, including two keys

Partition material

Product	Art. no.
Set for drawer cabinet	17.591.000

1 × FH 100 mm  1 × foam insert	2 × FH 100 mm  12 × lengthways partitioning 28 × horizontal partitioning	2 × FH 100 mm  16 × lengthways partitioning 36 × horizontal partitioning	1 × FH 200 mm  3 × lengthways partitioning 4 × horizontal partitioning	1 × FH 200 mm  without partition material
--	---	---	---	--



Drawer cabinet

Height **1000** × width **1005** × depth **695** mm

Colour	Art. no.
RAL 7035	52.530.516
RAL 7016	

Specifications

- High-quality steel plate construction
- Total load capacity 4000 kg with an evenly distributed load
- 9 drawers (front heights 9 × 100 mm), 75 kg load capacity, full extension runner
- Usable area per drawer = 900 × 600 mm = 0.54 m²
- "Key Lock" locking system with single-drawer blocking system, including two keys



Partition material

Product	Art. no.
Set for drawer cabinet	55.863.000

9 × FH 100 mm



45 × lengthways partitioning
54 × horizontal partitioning
incl. inscription holder



Machine cabinet

Height **1017** × width **805** × depth **724** mm

Colour	Art. no.
RAL 7035	52.526.516
RAL 7016	

Specifications

- High-quality steel plate construction
- Total load capacity 4000 kg with an evenly distributed load
- 2 drawers (front heights 2 × 100 mm), 75 kg load capacity, full extension runner
- Usable area per drawer = 700 × 600 mm = 0.42 m²
- Drawer handle with large labelling area
- „Key Lock“ locking system with single-drawer blocking system, including two keys
- 2 hinged doors with cylinder lock, height 670 mm
- 2 pull-out shelves, pigeon grey NCS S 4502 B, load capacity 200 kg
- Raised edges with ribbed mat

Partition material

Product	Art. no.
Set for drawer cabinet	55.868.000

1 × FH 100 mm



35 × insert boxes
incl. inscription holder

1 × FH 100 mm



6 × lengthways partitioning
14 × horizontal partitioning



Tool trolley

Height **928** × width **894** × depth **650** mm

Specification	Colour	Art. no.
5 drawers (2 × 75 / 1 × 150 / 2 × 200 mm) without edge protection, storage surface multiplex 40 mm	RAL 7035	52.037.516
5 drawers (2 × 75 / 1 × 150 / 2 × 200 mm) with edge protection and storage surface in plastic, black		52.048.516
7 drawers (4 × 75 / 2 × 100 / 1 × 200 mm) with edge protection and storage surface in plastic, black		51.586.516

Specifications

- High-quality steel plate construction
- With a choice of 5 or 7 drawers, 40 kg load capacity
- Usable area per drawer = 0.28m²
- Drawers with full extension and single-drawer blocking system, can be operated with one hand
- Edge protection and storage surface made from abrasion-resistant plastic
- Set of castors with 2 fixed and 2 swivel castors with locking brakes (solid rubber), 100mm, 400 kg load capacity
- Side-mounted push handles
- Key Lock locking system incl. 2 keys
- Supplied fully assembled



52.048.516



52.037.516



51.586.516

Partition material

Product	Specification	for front height	Art. no.
	18 parts, H = 46 mm 12 plastic boxes (150 × 75 mm), 6 plastic boxes (150 × 150 mm), in plastic, red	75 mm	100.293.000
	23 parts, divider set 36 × 27 E 5 lengthwise and 18 crosswise dividers	75 mm	100.951.000
	11 parts, divider set 36 × 27 E 3 lengthwise and 8 crosswise dividers	100 mm	80.651.000

Utility trolley

Height **810** × width **564** × depth **725** mm

Colour	Art. no.
RAL 7016	84.118.200

Specifications

- High-quality steel plate construction
- Total load capacity 400 kg with an evenly distributed load
- 2 fixed shelves
- 1 height-adjustable shelf
- 1 raised edge with ribbed mat and push bar (chrome-plated)
- Set of castors in solid rubber consisting of 2 fixed and 2 swivel castors with locking brakes, ø 100 mm



„Chrome-plated“
push handle

Mobile workbench

Height **975** × width **1075** × depth **700** mm

Colour	Art. no.
RAL 7035	52.193.020
RAL 7035	RAL 7016
	52.190.516

Fittings

- Legs made from square tubular steel 50/50 mm
- 2 swivel and 2 fixed castors, ø 100 mm, solid rubber, grey
- Multiplex table top, 40 mm
- Multiplex storage shelf, 20 mm
- Optionally with drawer (FH: 150 mm)
- 100 % full extension, load capacity 75 kg, incl. bolt lock with two keys
- perforated rear panel, 1000 × 700 (W × H) available on request



Standard workbench

Height **840** × depth **700** mm

Colour	Width	Art. no.
RAL 7016	1500 mm	51.048.200
	2000 mm	51.050.200



Specifications

- Workbench leg assembly made from square tubular steel 50/50 mm. Can be retrofitted with height adjustment and mounting brackets for screwing to the floor.
- Workbench top: multiplex, 40 mm
- Total load capacity 450 kg (W = 1500 mm) and 290 kg (W = 2000 mm) with an evenly distributed load



Standard workbench

Height **840** × depth **700** mm

Colour	Width	Art. no.
RAL 7035	RAL 7016 1500 mm	81.573.516
	2000 mm	81.574.516



Partition material

Product	Art. no.
Set for standard workbench	17.592.000

2 × FH 150mm	1 × FH 200mm	1 × FH 200mm
2 × lengthways partitioning 4 × horizontal partitioning	1 × lengthways partitioning 2 × horizontal partitioning	without partition material

Specifications

- Workbench top: multiplex, 40 mm
- Total load capacity 600 kg (W = 1500 mm) and 360 kg (W = 2000 mm) with an evenly distributed load
- 4 drawers (front heights 2 × 150 mm / 2 × 200 mm), load capacity 75 kg, full extension 100 %
- Usable dimension per drawer: 500 × 600 mm = 0.30 m²
- "Key Lock" locking system with single-drawer blocking system, including two keys



System workbench mobile

Height **877** × width **1250** × depth **700** mm

Colour	Art. no.	
RAL 7035	RAL 7016	85.204.516

Specifications

- Workbench frame made from high-quality sheet steel
- Capacity 400 kg with an evenly distributed load
- Workbench top: multiplex, 40 mm
- 3 drawers (front height 3 × 200 mm), with pull-out stop, partially extendable to approx. 90 %, load capacity 65 kg
- Usable dimension per drawer: 459 × 510 mm = 0.23 m²
- Drawer handle with large labelling area
- 1 door (front height 600 mm)
- 1 mezzanine floor, galvanised
- Central lock including Huvil cylinder with two keys
- Set of castors in solid rubber consisting of 2 fixed and 2 swivel castors with locking brakes, ø 100 mm
- 1 black plastic push handle



System workbench

Height **840** × width **1500** × depth **700** mm

Colour	Art. no.	
RAL 7035	RAL 7016	85.203.516

Specifications

- Workbench frame made from high-quality sheet steel
- Capacity approx. 1000kg with an evenly distributed load
- Legs with height compensation
- Workbench top: multiplex, 40 mm
- 3 drawers (front height 3 × 200 mm), partially extendable to approx. 90 %, load capacity 65 kg
- Usable dimension per drawer: 459 × 510 mm = 0.23 m²
- 1 door (front height 600 mm)
- 1 mezzanine floor, galvanised
- Drawer handle with large labelling area
- Central lock including Huvil cylinder with two keys

Partition material

Product	Art. no.
Set for a drawer	41.479.000

1 × FH 200mm



2 × lengthways partitioning
6 × horizontal partitioning

System workbench

Height **840** × width **2000** × depth **700** mm

Colour	Art. no.
RAL 7035	85.206.516
RAL 7016	



Specifications

- Workbench frame made from high-quality sheet steel
- Capacity approx. 1000 kg with an evenly distributed load
- Legs with height compensation
- Workbench top: multiplex, 40 mm
- 3 drawers (front height 3 × 200 mm), partially extendable to approx. 90 %, load capacity 65 kg
- Usable dimension per drawer: 459 × 510 mm = 0.23 m²
- Drawer handle with large labelling area
- 1 door (front height 600 mm)
- 1 mezzanine floor, galvanised
- Central lock including Huwil cylinder with two keys



Partition material

Product	Art. no.
Set for a drawer	41.479.000

1 × FH 200mm



2 × lengthways partitioning
6 × horizontal partitioning



System workbench

Height **840** × width **2000** × depth **700** mm

Colour	Art. no.
RAL 7035	85.207.516
RAL 7016	



Specifications

- Workbench frame made from high-quality sheet steel
- Capacity approx. 1000kg with an evenly distributed load
- Legs with height compensation
- Workbench top: multiplex, 40 mm
- 3 drawers (front height 3 × 200 mm), partially extendable to approx. 90 %, load capacity 65 kg
- Usable dimension per drawer: 459 × 510 mm = 0.23 m²
- Drawer handle with large labelling area
- 2 doors (front height 600 mm)
- 2 mezzanine floors, galvanised
- Central lock including Huwil cylinder with two keys

Partition material

Product	Art. no.
Set for a drawer	41.479.000

1 × FH 200mm



2 × lengthways partitioning
6 × horizontal partitioning

Clothes lockers

Height 1800 × depth 500 mm

Colour	Compartments	Width	Art. no.
RAL 7035	3	900 mm	A 53.259.516
RAL 7016	4	1200 mm	A 53.260.516

Specifications per compartment

- High-quality steel plate construction
- Hinged doors mounted on the right with fulcrum pin
- Air vent at the top and bottom of the housing cover
- Key Lock locking system (locking system with padlock on request)
- Storage option according to DIN 4547-2011
- 1 hat rack
- 1 clothes rack with 3 hooks
- 1 towel holder



53.260.516



53.259.516



Versatile locking systems

Cylinder locks, numeric combination locks, coin deposit locks, locking systems for padlocks and master key systems are available.



Clothes locker with hinged doors and divider

Height 1950 × width 1000 × depth 500 mm

Colour	Art. no.
RAL 7035	53.079.516
RAL 7016	

Specifications

- High-quality steel plate construction
- Solid sheet hinged doors with rotary-type security lock, including two keys
- Housing load capacity 500 kg with an evenly distributed load
- 4 shelves (usable width 1 × 982 mm / 3 × 481 mm), height-adjustable, galvanised
- 1 coat rod with 3 plastic hooks
- Load capacity per shelf 60 kg
- Supplied fully assembled and ready to use



Also available with viewing window doors on request.
Art. no. 53.080.514

Hinged door cabinet

Height **1950** × width **1000** mm

Colour		Depth	Art. no.
RAL 7035	RAL 7016	400 mm	82.947.516
		500 mm	62.487.516

Specifications

- High-quality steel plate construction
- Solid sheet hinged doors with rotary-type security lock (including two keys)
- Housing load capacity 500kg with an evenly distributed load
- 4 shelves, galvanised
- Load capacity per shelf 60 kg
- Supplied fully assembled and ready to use



Hinged door cabinet

Height **1950** × width **1000** mm × depth **580** mm

Colour		Type of power supply	Slots	Item no.
		CH	2 × 4-fach 230 V *	53.204.516
RAL 7035	RAL 7016	DE, AT & NL	2 × 5-fach 230 V	53.203.516
		FR & BE	2 × 5-fach 230 V	53.205.516
		GB & IR	2 × 5-fach 230 V	85.241.516

* including thermal protection according to CH Directive



Fittings

- 2 hinged doors made of solid sheet steel
- 2 power strips with On/Off switch mounted on side panel
- 4 shelves, galvanised, load capacity 60 kg

Solid sheet shelving unit with side panels

Height **2000** × width **1000** × depth **500** mm

Product	Colour	Art. no.
Base unit	galvanised	53.534.222
Add-on unit		53.535.222

Specifications

- High-quality steel plate construction
- Galvanised version guarantees optimum surface protection
- Can be expanded at any time by adding modules
- Shelf load 160kg with an evenly distributed load

Base unit

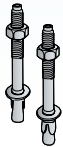
- 2 solid sheet side panels including base plates
- 6 plain shelves (load capacity 160kg)
- 1 diagonal brace

Add-on unit

- 1 solid sheet side panel including base plates
- 6 plain shelves (load capacity 160kg)



Floor anchoring



For single shelf units, 2 per side panel or 2 per pair of shelf supports.

Product	Art. no.
Floor anchor M8 × 80, per piece	130.555.000

Diagonal brace



Used instead of rear panels to stabilise shelving lengthwise. Including screw fasteners. For every third add-on unit, a diagonal brace is needed.

Version	Art. no.
galvanised steel	50.026.000



TM-Modular-Starter

Height **2100** × width **805** × depth **695** mm

Colour	Art. no.
RAL 7035	53.598.516
RAL 7016	

Specifications

- High-quality steel plate construction
- Housing load capacity up to 4000kg
- Can be expanded at any time by adding modules
- Supplied fully assembled
- 2 shelves in dove grey, load capacity 75 kg
- 6 drawers (2 × 100 mm, 2 × 150 mm, 2 × 200 mm), load capacity 75 kg, 100 % full extension
- 1 pallet base without front cover
- "Key Lock" locking system with single-drawer blocking system, including 2 keys

Partition material

Product	Art. no.
Set for drawer cabinet	53.437.000

2 × FH 100 mm



6 × lengthways partitioning
20 × horizontal partitioning

2 × FH 150 mm



6 × lengthways partitioning
16 × horizontal partitioning

2 × FH 200 mm



4 × lengthways partitioning
6 × horizontal partitioning



Product video
at www.thurmetall.com



Packing table

Model 010

Height **870** × width **1600** × depth **800** mm

Colour	Art.no.
RAL 7016	64.266.000

Specifications

- High-quality construction in steel profile
- Powder-coated surface, RAL 7016 anthracite grey
- Countertop 25 mm, plastic-coated, light grey
- Height of countertop 870 mm



**AVAILABLE
EX STOCK**

Packing table

Model 020

Height **1885** × width **1600** × depth **840** mm

Colour	Art.no.
RAL 7016	64.291.503



**AVAILABLE
EX STOCK**

Specifications

- High-quality construction in steel profile (powder-coated surface, RAL 7016 anthracite grey)
- Storage shelves NCS 4040 pigeon blue
- Countertop 25 mm, plastic-coated, light grey
- Height of countertop 870 mm
- Superstructure consisting of:
 - 1 storage shelf 1415 × 420 mm (W × D)
 - 1 storage shelf 1415 × 250 mm (W × D)
 - 5 bars, chrome-plated, for packing materials



Packing table

Model 030

Height **1885** × width **1600** × depth **840** mm

Colour

RAL 7016

Art. no.

64.292.503

Specifications

- High-quality construction in steel profile (powder-coated surface, RAL 7016 anthracite grey)
- Storage shelves NCS 4040 pigeon blue
- Countertop 25 mm, plastic-coated, pale grey
- Height of countertop 870 mm
- Superstructure consisting of:
 - 1 storage shelf 1415 × 420 mm (W × D)
 - 1 storage shelf 1415 × 250 mm (W × D)
 - 5 bars, chrome-plated, for packing materials
- 1 benchtop cutting unit (W = 1250 mm; cutting width 1000 mm)
- 1 horizontal steel bar for holding rolls of packing paper

**AVAILABLE
EX STOCK**



Height adjustment for packing table

Colour

galvanised

Art. no.

64.152.000

Specifications

- High-quality construction in steel profile
- Galvanised surface
- 4-part
- For manual height adjustment up to 250 mm



The use of high-quality materials, state-of-the-art machine technology and environmentally sustainable production processes, ongoing quality control and a highly motivated team of employees guarantee durability in timeless design at an impressive price/performance ratio.

▪ **Quality**

Thur Metall drawer cabinets made of high-quality sheet steel with matching workbenches are favourites in industry and business. In assembly halls and workshops, in research labs, museums and hospitals, in small-parts warehouses and showrooms: Thur Metall is a must wherever tools, warehouse goods and small parts are required and offers an optimised space-saving solution for easy access

▪ **5-year warranty**

You can rely on our quality products. That's why we offer our customers a 5-year warranty on the entire range of Thur Metall products. Workbench tops and electronic parts are covered by a warranty period of 1 year.

▪ **Certified production**

Manufacturing of Thur Metall products is based on the following standard principles:

ISO 9001: Quality management,

ISO 14001: Environment management system and

ISO 45001: Occupational health and safety management system.

▪ **We guarantee high-quality surfaces**

using the latest powder coating technology for high abrasion resistance.

Only available from the specialist trade:

THURMETALL
Standardmässig individuell

Further attractive products can be found on
www.thurmetall.com



swissmade

Absolute precision in manufacturing and production